

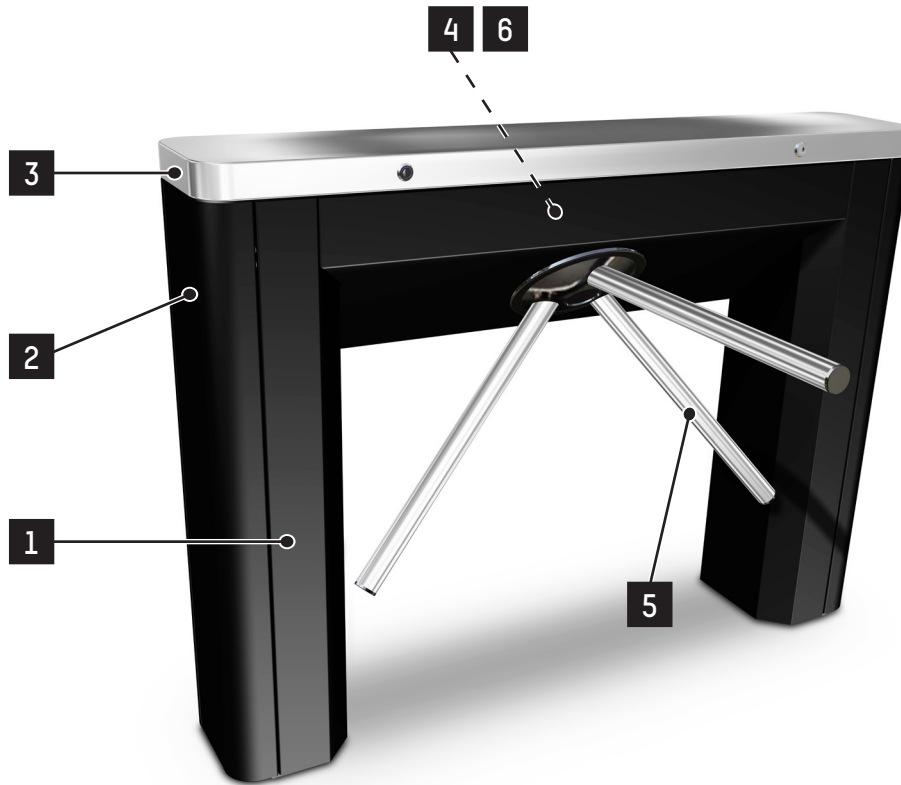
# TL 2

## Datasheet

Rev. 10 • Update 09/2020

**AS** **AUTOMATIC**  
**SYSTEMS**

**TriLane**



**TriLane** tripod turnstiles are designed for dissuasive and economical access control and allow the fixing of control equipment such as: proximity scanners, bar code scanners, badge collectors, facial recognition cameras, etc.

Their mechanisms, of robust and reliable design, exist in various configurations covering all most likely encountered cases in terms of pedestrian access control.

The TriLane mechanism includes, as an option, an anti-panic device that automatically releases the tripod arm in the event of a power failure. The unobstructed access then allows uninterrupted passage for users. The arm must be reset manually or by means of the optional motorisation when the power supply is restored.

TriLane turnstiles can be installed indoors or outdoors, alone or in battery. It can be combined with an AccessLane gate to generate a passageway for people with reduced mobility.

## PRODUCT DESCRIPTION

1. Self-supporting painted steel body (RAL9005).
2. Aluminium front and rear end boxes. Space (customizable according to options) is provided in each direction of passage, for the installation of access control devices.
3. Removable top cover, in stainless steel locked with a key, to access the tripod mechanism.
4. Tripod mechanism: the locking of the tripod rotation is ensured by electromagnets and locking cams. Depending on the mode selected, an anti-return device prevents reverse rotation. (Unidirectional control as standard and bidirectional control as option)
5. Arm in stainless steel AISI 304.
6. Electronic control logic AS1635.



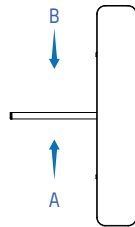
### STANDARD TECHNICAL SPECIFICATIONS

Power supply	100 - 230V single phase, 50/60 Hz
Control circuit	24V DC
Consumption	Standby mode < 15 W Duty cycle < 55 W Max < 85 W
Ambient operating temperature	From -10° to + 50° C
Ambient relative humidity in operation	< 95%, without condensation
Net weight	60 kg
Flow	20 passages/minute
MCBF (Mean Cycles Between Failures)	5.000.000 cycles when respecting recommended maintenance
Protection	IP44
<b>CE</b>	EC compliant

### CONVENTIONS

Direction A = housing at right hand side of the walkway

Direction B = housing at left hand side of the walkway



### WORKING MODES

The TriLane turnstile can operate in **5 different modes** for each passage direction:

1. Access permanently free.
2. Access permanently mechanically locked.
3. Access mechanically locked with automatic unlocking device to allow free passage in case of power failure. (Free-rotation)
4. Electrically controlled access.
5. Access electrically controlled with automatic unlocking device to give free passage in case of power failure. (Free-rotation)



The standard configuration of the TriLane is A5 - B1.

### ANTI CORROSION TREATMENT

All internal parts are treated by zinc coating and passivation.

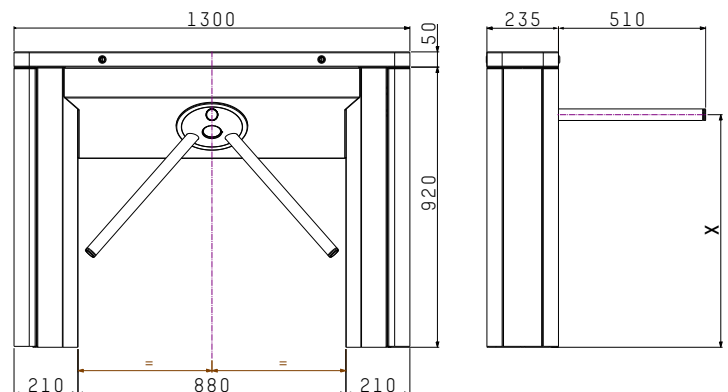
### WORK TO BE PROVIDED BY THE CUSTOMER

- Power supply.
- Connecting electrical wiring to the control units.
- Potential masonry and fixing work (see installation drawing).

### OPTIONAL

1. Dropping arm.
  2. Bidirectional passage.
  3. Function pictogram (by passage direction).
  4. Function pictogram + kit for reader integration (by passage direction).
  5. Fraud attempt detection with TOF sensor\*.
  6. Full stainless steel AISI 304L body.
  7. AISI 304L stainless steel end boxes (2 directions).
  8. Full stainless steel AISI 316L body.
  9. Door for stainless steel end box (by passage direction).
  10. Network connectivity (IP).
  11. Paint in: RAL5008, RAL6014, RAL7003, RAL7016, RAL9010 (only for the steel parts).
  12. Thermostated heating (for operation until -20°C).
  13. Thermostated heating (for operation until -40°C).
  14. Push button (free exit).
  15. Motorization with movement assistance and with rearming.
  16. SafeFlow pedestal
- \* Contact your sales manager for more information.

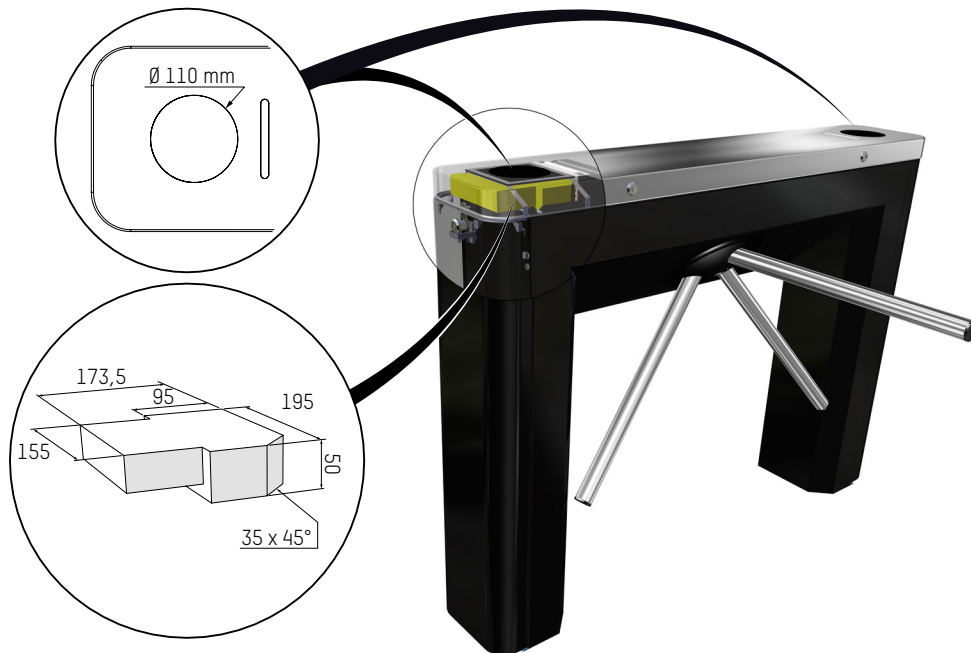
### STANDARD DIMENSIONS (mm)



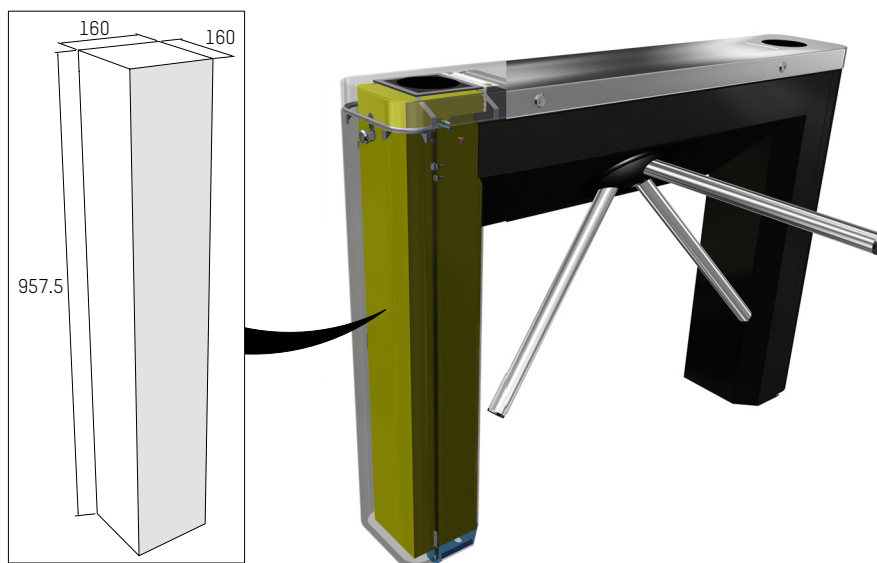
Arm height	X
Dropping arm	750
Standard arm	755

## AVAILABLE VOLUMES FOR READER INTEGRATION

- With STANDARD optional kit\*



- Using the available volume inside the foot of the tripod turnstile\*



\* For all non-standard requests, please contact your sales manager for more information.

### Headquarters

Avenue Mercator, 5  
1300 Wavre - Belgium



✉ helpdesk.as@automatic-systems.com



☎ +32.(0)10.23.02.11



🌐 www.automatic-systems.com

